

"ILOT" LINE

Office booths



T I A S O



USAGE-AUGMENTED
PARTITIONS



CONTENTS

“ILOT” line // Office booths page 4

ILOT 40 page 6

"ILOT" LINE

Office booths



CONCEPT

New office worklife trends demand hybrid spaces where the collaborative universe must offer bubbles of concentration alongside its collective work areas.

Compliance with professional rules while remaining competitive; that's what has governed the thinking and development behind the ILOT range.

Just like a Meccano set, easily adaptable to all kinds of configurations, ILOT is made from a range of sections available from TIASO stock. Usage-specific optional extras are available on request: ventilation, lighting, ceiling.



CHARACTERISTICS

Thickness	40mm
Structure	Aluminium
Finish	Powder coating
Max. height	3000 mm
Max. depth	3000 mm

Infills

Solid	13mm double-skin plasterboard or 12mm laminate panels;
Glazed	55.2 or 66.2 laminated glass



EQUIPMENT

Beam sections with built-in high-output LEDs

Light output per metre: 1700 lumens
Power demand per metre: 18W
Colour: Daylight white (4000-5000K)

Automatic ventilation with control by presence detection

Flow rate: 150 m³/h

Infrared movement detector

Lighting and ventilation control
Day/night identification
360° detection arc

Ceiling assembled from perforated metal trays

Composition:	RAL9003 (white) powder-coated sheet steel with 1.5mm perforations 30mm mineral wool 13mm plasterboard
Dimension:	Thickness 50mm
Acoustic performance:	Absorption index α_w = 0.8 Attenuation index (sides) D_{nfw} = 46 dB



Our finishes are guaranteed by the most exacting and best known quality labels on the market.

We are active SNFA members (National union for window and external wall construction and related activities).

Our products are all backed by COV A certification (volatile organic compound emissions) and environmental and public health declaration sheets (FDES).





PRODUCT PLUS-FEATURES



SLENDER DESIGN

Lightweight system with minimalist structure and glued edge-to-edge glazing.



AVAILABLE FROM STOCK

in standard dimensions. Cut them to size for unlimited configuration.



CUSTOMIZABLE

Several module designs possible.



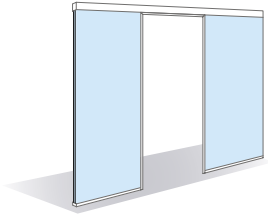
SIMPLICITY

Made from a range of modern, tried-and-tested 40mm aluminium sections and designed to meet new demands in work area layouts.

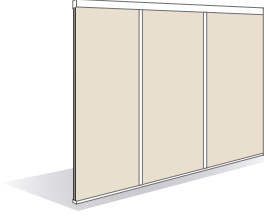




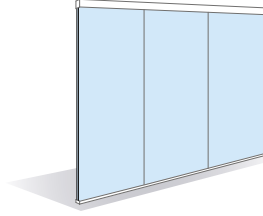
APPLICATIONS




Full-height doorway
for single-leaf
hinged door



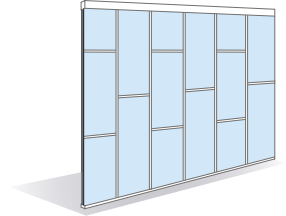
Full height solid infill
module



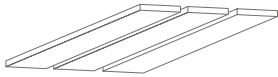
Full height edge-to-edge
glazing module



Full height with horizontal
glazing bars



Full height with
vertical and horizontal
glazing bars



Perforated metal ceiling
LED beam

T I A S O



USAGE-AUGMENTED
PARTITIONS

“ILOT” LINE
Office booths



www.tiaso.com

